

SHAKER DOORS

Timeless, clean-lined doors crafted for enduring beauty and versatility in any interior.




A sleek, durable choice for modern interiors, our premium painted doors combine refined craftsmanship with lasting strength. With a smooth finish, solid core, and clean lines, they deliver the perfect blend of style and performance for residential or commercial use.



*Elevate your interiors with our premium painted doors—crafted for flawless finishes, seamless installation, and long-term performance. Designed to deliver both visual appeal and everyday functionality in any space.

SETS INCLUDING



CROSSHEAD

Elevate your space with our premium wooden crossheads. Designed to add a touch of sophistication to any doorway or window, these elegant features are the perfect blend of tradition and style, making every entrance a statement.

DOOR SLAB

Transform your entryway with our exquisite wooden door slabs. Crafted for both beauty and durability, these slabs offer a timeless appeal, customizable to fit your unique aesthetic. Make a lasting impression with every knock..



FRAME & CASING

Complete your door with our luxurious wooden frames and casings. Expertly designed to not just support, but also to enhance the look of your doors, these elements are the finishing touches that frame your doorways in elegance and style.

BASEBOARD

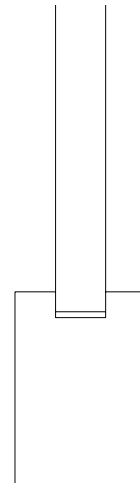
Accentuate your interiors with our elegant wooden baseboards. These stylish yet functional trims are the perfect way to add a polished finish to your rooms, seamlessly blending protection with unparalleled aesthetic charm.



*Every premium painted door set includes a finely crafted slab, elegant crosshead, durable frame & casing, and matching baseboards—bringing complete beauty and function to every room.



DESIGN CROSS-SECTION



*Simple. Versatile. Timeless. Shaker doors offer a clean, minimalist look that complements both modern and transitional interiors—available in multiple panel configurations and standard sizes.

DESIGN OPTIONS



1 Panel



2 Panel




3 Panel



3 Panel



4 Panel



5 Panel

Width	18"	20"	24"	28"	30"	32"	36"
Height	80"	96"	Thickness		1 3/4"	1 3/8"	

*Crafted with engineered stiles and rails, paired with MDF panels, our Shaker doors deliver durability, stability, and a smooth primed surface for easy finishing.

Crafted By Experts. Trusted Around The World.

With years of experience in wood-based building materials, we deliver high-quality doors, mouldings, and cabinets designed for performance, style, and long-term value. Whether you're outfitting a single home or managing large-scale projects, we're here to support you—every step of the way.

